

# Mystery Book Report

Welcome to your next big case, detectives! Over the next six weeks, you will complete a mystery book report project. Get ready to gather clues and solve the mystery in your books!

## Steps:

1. Choose a mystery book. You must bring in your mystery book choice by November 15th.
2. Read your mystery book.
3. Complete Winter Reading Wreath project about your book. The pages are attached to this packet!
4. Be prepared to present. You will give a short summary of your book in class, but you **WILL NOT GIVE AWAY THE ENDING!!!!**
5. Bring in your project on December 22nd, and be prepared to present to the class on that day.

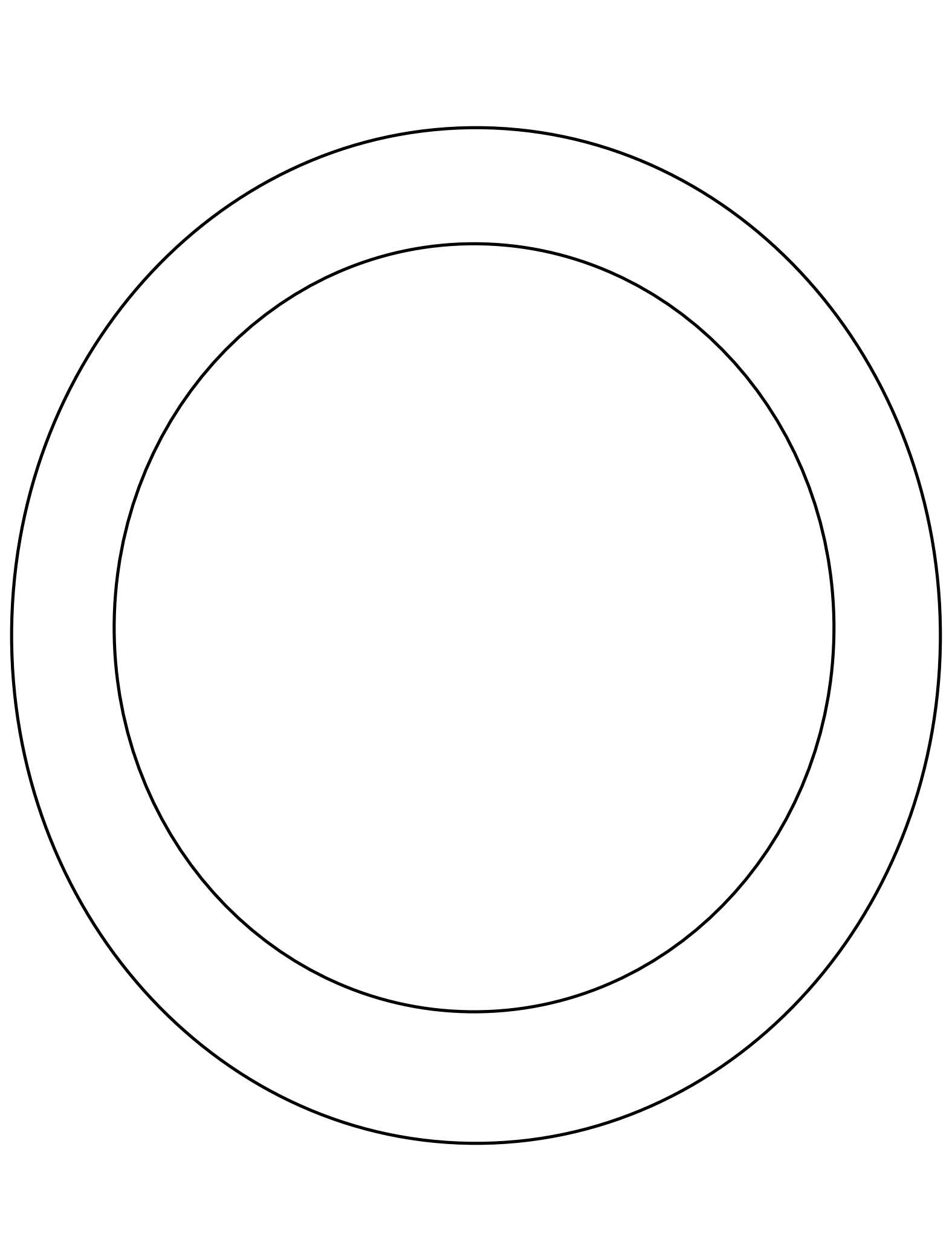
## Winter Reading Wreath Project Directions

- Write on the lines in each picture (using pencil).
- Check your spelling, punctuation, and grammar.
- Use a flare pen to trace the words.
- Color each part of the wreath (color lightly over anywhere you wrote!)
- Cut out the circular wreath.
- Cut out each part of the wreath and attach to the circular part. Use the sample to help you put it together


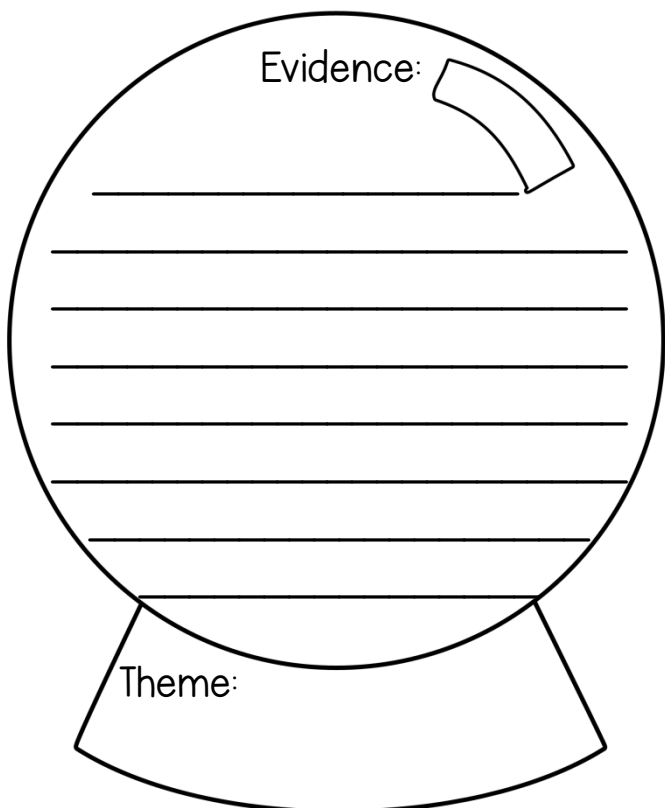

Name \_\_\_\_\_ # \_\_\_\_\_ Score \_\_\_\_\_

## Rubric

|                       | Meets<br>Expectations<br>(3)  | Almost Meets<br>Expectations<br>(2)  | Does Not Meet<br>Expectations<br>(1)  |
|-----------------------|---|--|---|
| Wreath                | All parts of the wreath are correct and written in detail. The snowball is written neatly, and the words are traced. All parts of the wreath are colored. | Most parts of the wreath are correct. The snowball is written somewhat neatly. Wreath is colored.  | The wreath is written inaccurately and is not neat. No details are used in the student's responses. Wreath may or may not be colored.             |
| Presentation          | Student makes eye contact with the audience and speaks clearly. The student gives a complete and full summary WITHOUT giving away the ending.             | Student makes eye contact with the audience and sometimes speaks clearly. The student gives a summary and may or may not give away the ending. | Student does not make eye contact with the audience and/or speak clearly. The student does not give a complete summary and gives away the ending. |
| Punctuation & Grammar | Project has few or no spelling and punctuation errors. Everything was read over and edited carefully.   | Project has some punctuation and spelling errors. Student read over and edited most of the project.  | Project has many spelling and punctuation errors. Student did not edit the project.   |



# Fiction







SAMPLE