

**Start Strong:
Fall 2022
Administrations
Demarest Public Schools
January 17, 2023**





Start Strong Assessment Overview



Start Strong Fall 2022 assessments:

- Produced information to be used as a standards-based complement to the resources used by educators in their classrooms to evaluate the needs of students.
- Were administered quickly, in person, and provided immediate results.

Start Strong Fall 2022 assessments do not:

- Replace local standards-based benchmark assessments districts may already have in place.
- Replace the spring 2023 New Jersey Student Learning Assessments (NJSLA) statewide summative assessments or are predictive of their results.





Start Strong Test Design



- Based on a **subset** of prioritized **prior-year** academic standards to provide a data point on the level of support a student may need to engage in grade-level content.
 - Example: Grade 5 ELA Start Strong assessment is aligned to a subset of the NJSLS for Grade 4 ELA.
- Used **released** high-quality items from the NJSLA item bank
- Contained efficient question types to produce on-demand results for educators
- Could be administered in 45–60 minutes

Note: The test design, which allowed for shortened testing time and immediate results, means that Start Strong results must be interpreted and used differently than NJSLA results. They do not cover the breadth and depth of standards as seen on the NJSLA and do not support the same comparisons or inferences about student proficiency.



Start Strong Result Interpretation Considerations (1 of 2)



- When publicly reporting assessment results, consider the impacts of COVID-19 on learning.
- Districts **should not** compare any individual student/school/district Start Strong data to any NJSLA data.
- Please note that the Start Strong assessments were **not** designed to predict future student performance on the NJSLA, nor was it designed to estimate what score a student would have received if they had taken the NJSLA in spring 2022.



Start Strong Result Interpretation Considerations (2 of 2)



Start Strong assessments provide a data point to support:

- District-level curriculum planning and revisiting prerequisite concepts and skills
- Evaluating scope and sequence based on distribution of student support needs
- Providing professional learning supports for differentiation and scaffolding based on student results, aligned to principles and practices outlined in the [NJDOE Learning Acceleration Guide](#)



Demarest Public Schools Number of Students Tested Start Strong Fall 2022 Administrations



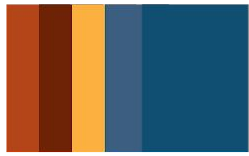
English Language Arts	Students Tested
ELA04	90
ELA05	70
ELA06	77
ELA07	77
ELA08	89
Total	403

Mathematics	Students Tested
MAT04	92
MAT05	70
MAT06	83
MAT07	79
MAT08	90
Algebra 1	1
Total	

Science	Students Tested
SC06	83
Total	83

Note: “Students Tested” represents individual valid test scores for English Language Arts, Mathematics and Science.





Scoring Levels



Start Strong (ELA / Math)

Level	Range
Strong Support Needed	0 - 7
Some Support Needed	8 - 15
Less Support Needed	16 - 25

Start Strong Science

Level	Range
Strong Support Needed	0 - 12
Some Support Needed	13 - 18
Less Support Needed	19 - 25



Demarest Public Schools

Start Strong Fall 2022 Administrations


English Language Arts – Support Levels



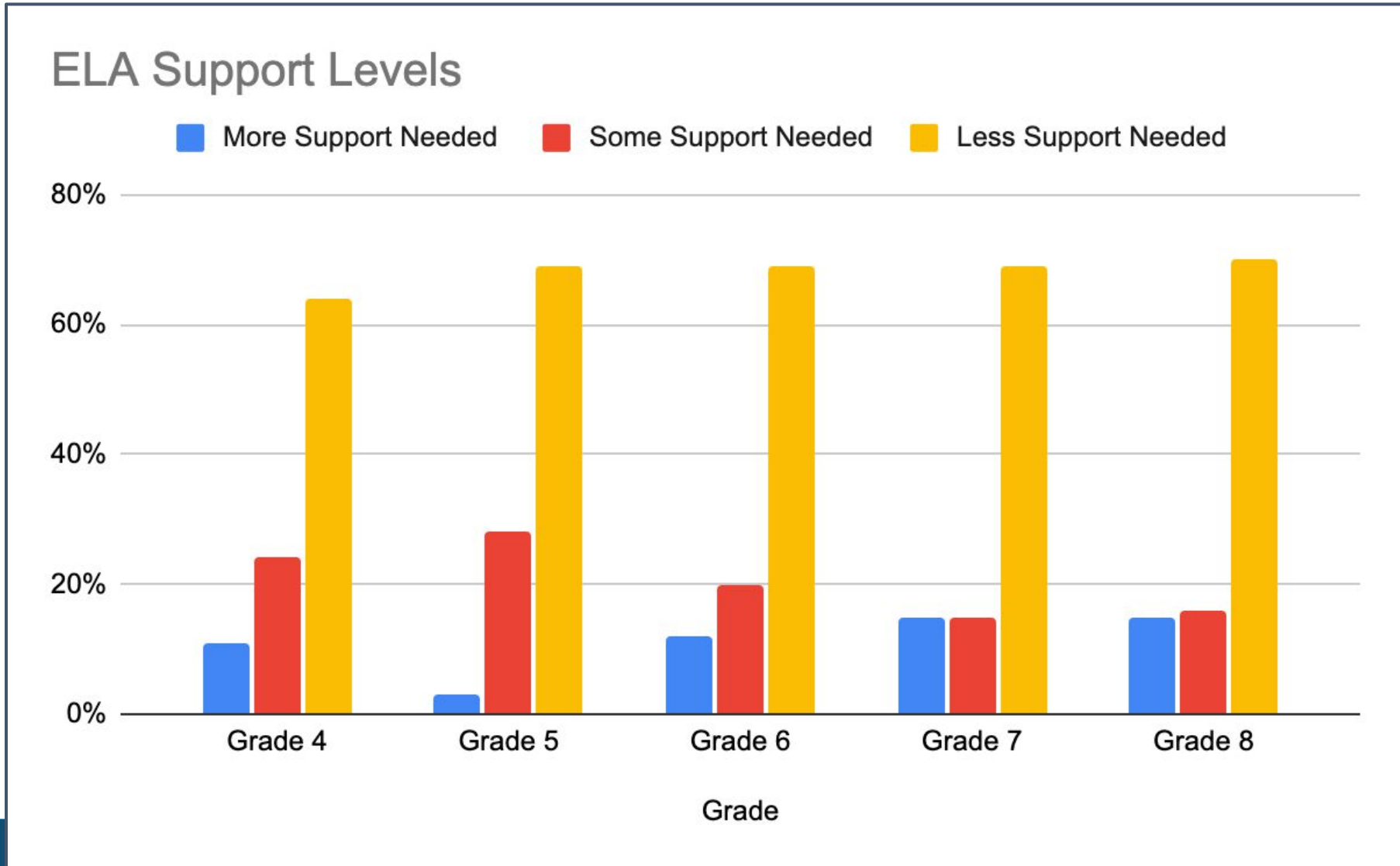
Grade	More Support Needed (Count)	More Support Needed (Percentage)	Some Support Needed (Count)	Some Support Needed (Percentage)	Less Support Needed (Count)	Less Support Needed (Percentage)
4	10	11%	22	24%	58	64%
5	2	3%	20	28%	49	69%
6	9	12%	15	20%	53	69%
7	12	15%	12	15%	54	69%
8	13	15%	14	16%	62	70%

Note: Percentages may not total 100 due to rounding.





ELA Support Levels



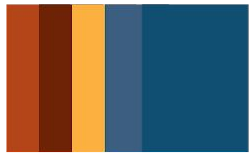
Demarest Public Schools
 Start Strong Fall 2022 Administrations
 Mathematics — Support Levels



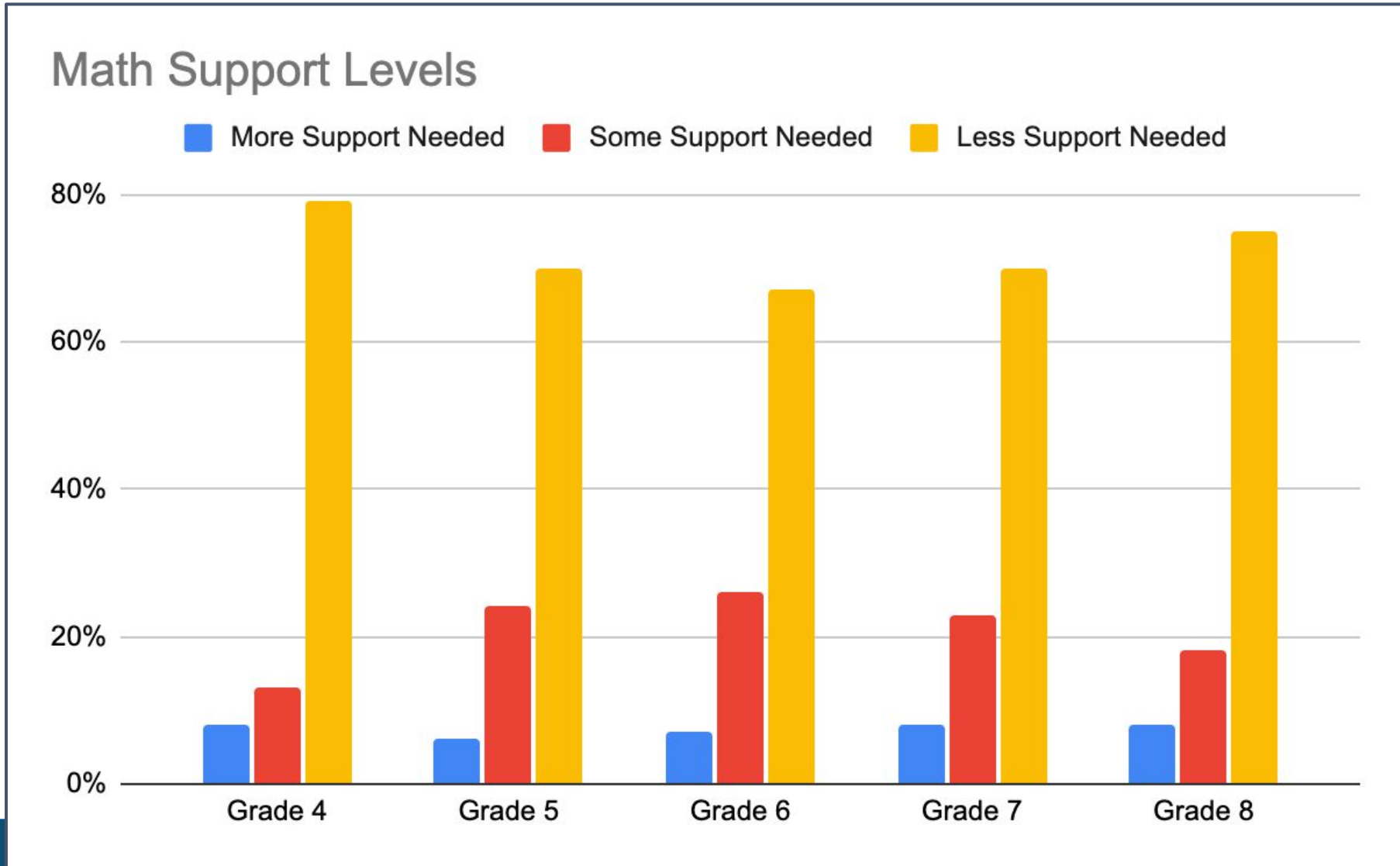
Grade	More Support Needed (Count)	More Support Needed (Percentage)	Some Support Needed (Count)	Some Support Needed (Percentage)	Less Support Needed (Count)	Less Support Needed (Percentage)
4	7	8%	12	13%	73	79%
5	4	6%	17	24%	50	70%
6	6	7%	21	26%	55	67%
7	6	8%	18	23%	56	70%
8*	7	8%	16	18%	68	75%
Algebra 1	*	*	*	*	*	*

*Approximately 30,000 New Jersey students in grade 8 participated in the Algebra I assessment. Thus, Math 8 outcomes are not representative of grade 8 performance as a whole.





Math Support Levels



Demarest Public Schools

Start Strong Fall 2022 Administrations

Science — Support Levels



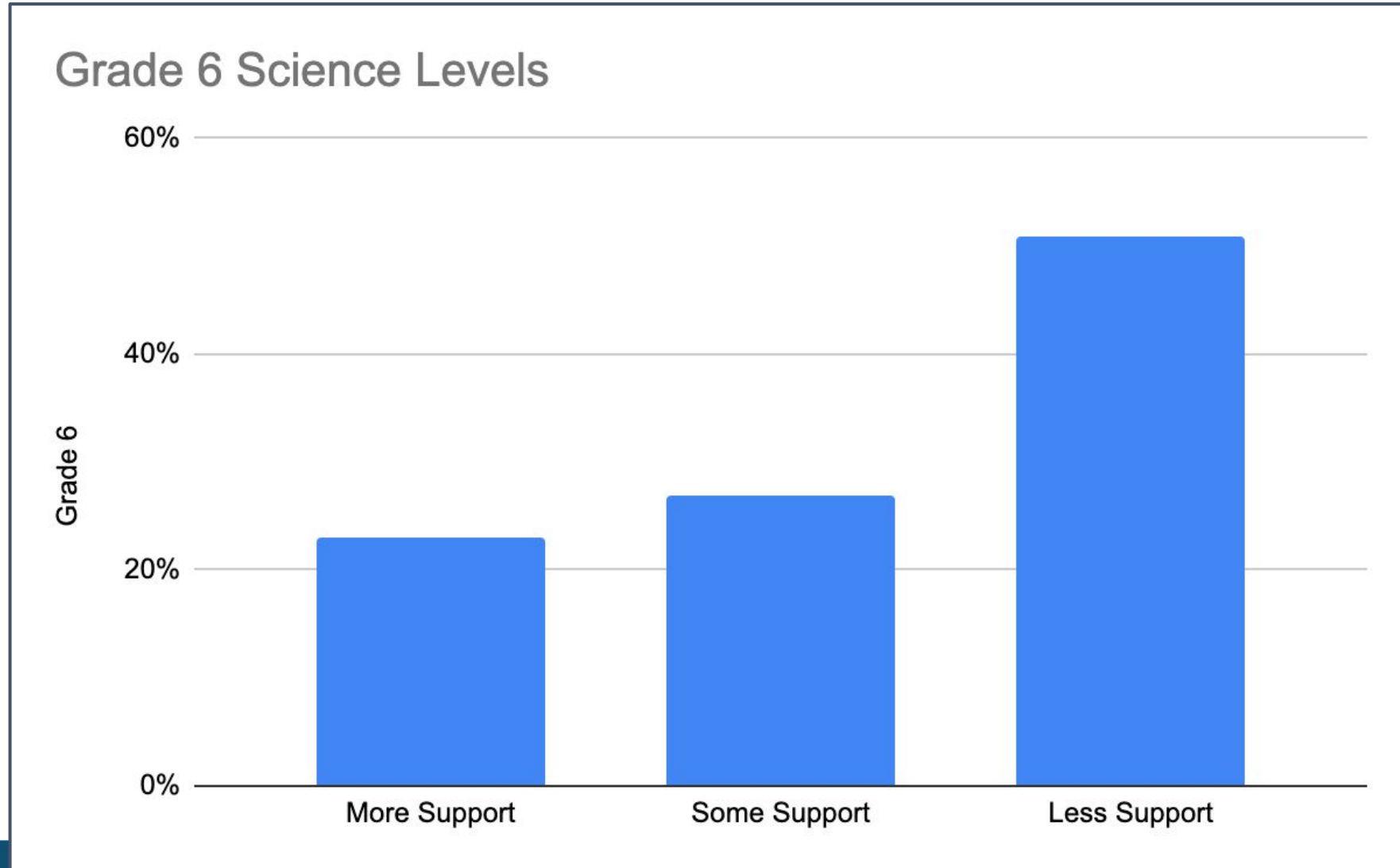
Grade	More Support Needed (Count)	More Support Needed (Percentage)	Some Support Needed (Count)	Some Support Needed (Percentage)	Less Support Needed (Count)	Less Support Needed (Percentage)
6	19	23%	22	27%	42	51%

Note: Percentages may not total 100 due to rounding.





Science Support Levels



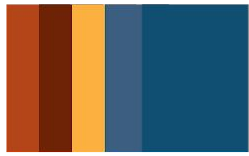
Demarest Public Schools
Subgroup
Start Strong Fall 2022 Administrations
English Language Arts – Percentages



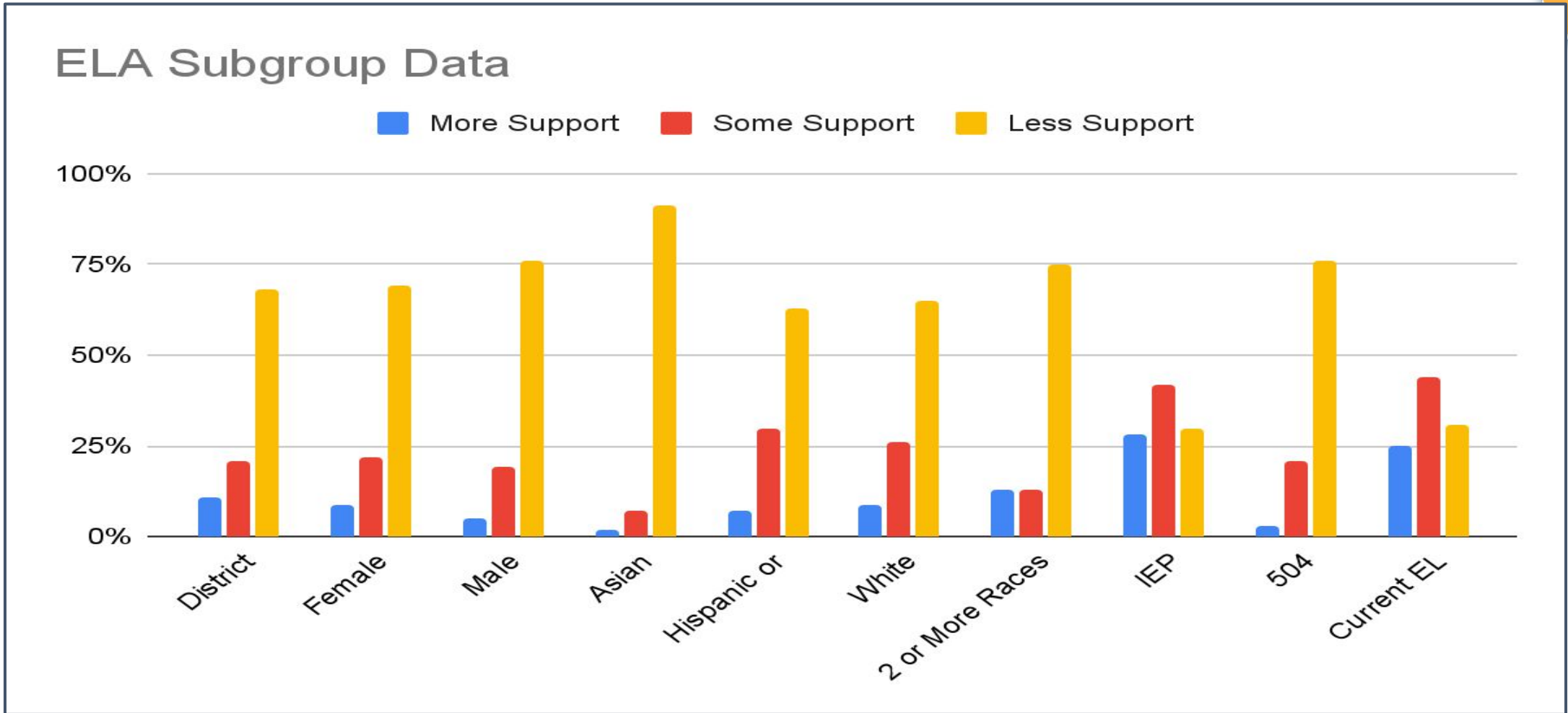
Subgroup	More Support Needed	Some Support Needed	Less Support Needed
District	11%	21%	68%
Female	10%	19%	71%
Male	13%	22%	66%
Asian	9%	14%	77%
Hispanic or Latino	15%	23%	62%
White	13%	22%	65%
2 or More Races	13%	25%	63%
IEP	27%	34%	39%
504	9%	24%	67%

Note: Percentages may not total 100 due to rounding.





ELA Subgroup Data





Subgroups Not Reported - ELA



Subgroups with a number count of less than 10 are not reported to protect student confidentiality.

- American Indian / Alaska Native
- Black / African American
- Former ELL Students

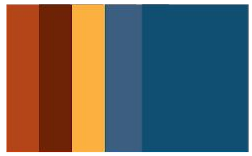
Demarest Public Schools
Subgroup
Start Strong Fall 2022 Administrations
Mathematics – Percentages



Subgroup	More Support Needed	Some Support Needed	Less Support Needed
District	7%	20%	73%
Female	9%	22%	69%
Male	5%	19%	76%
Asian	2%	7%	91%
Hispanic or Latino	7%	30%	63%
White	9%	26%	65%
2 or More Races	13%	13%	75%
IEP	28%	42%	30%
504	3%	21%	76%
Current EL	25%	44%	31%

Note: Percentages may not total 100 due to rounding.

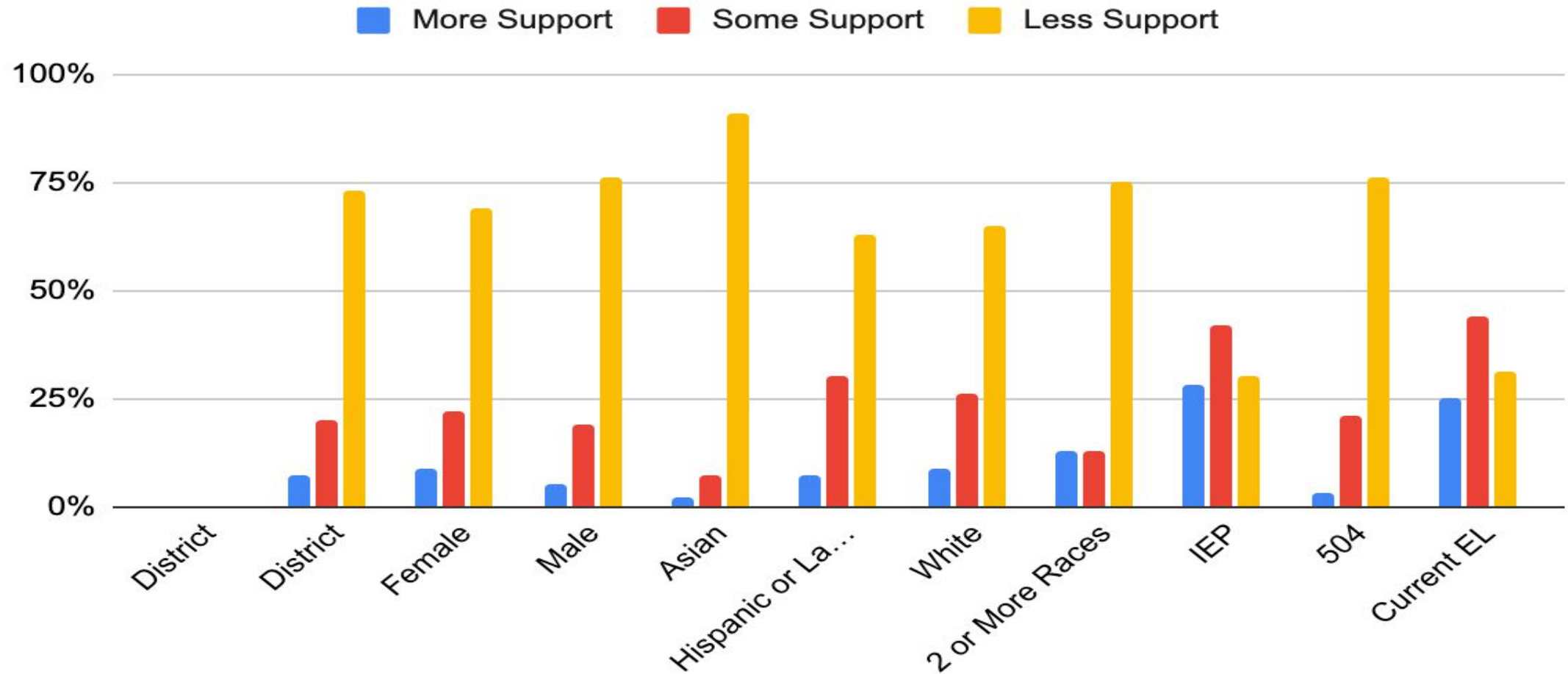




Math Subgroup Data



Math Subgroup Data





Subgroups Not Reported - Math



Subgroups with a number count of less than 10 are not reported to protect student confidentiality.

- American Indian / Alaska Native
- Black / African American
- Former ELL Students

Demarest Public Schools
 Subgroup
 Start Strong Fall 2021 Administrations
 Science – Percentages



Subgroup	More Support Needed	Some Support Needed	Less Support Needed
District	23%	27%	51%
Female	26%	26%	47%
Male	20%	27%	53%
Asian	13%	4%	83%
White	30%	34%	36%
IEP	23%	31%	46%
504	20%	40%	40%

Note: Percentages may not total 100 due to rounding.



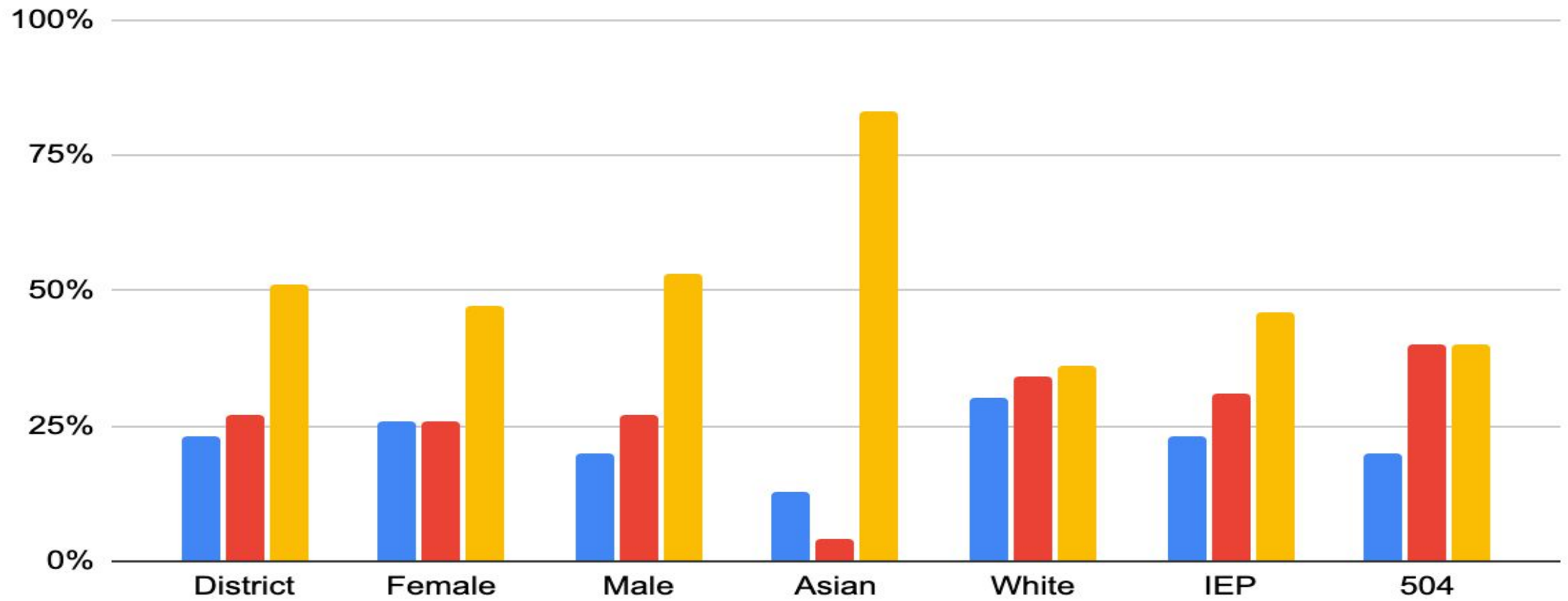


Science Subgroup Data



Science Subgroup Data

More Support Some Support Less Support





Subgroups Not Reported - Science



Subgroups with a number count of less than 10 are not reported to protect student confidentiality.

- American Indian / Alaska Native
- Black / African American
- Hispanic or Latino
- Two or More Races
- Current EL
- Former EL



Notable Achievements



- 89% of students district-wide need some or less support in ELA.
- 93% of students district-wide need some or less support in math.
- 78% of students district-wide need some or less support in science.



Intervention Strategies



- Continued use of Aimsweb benchmark assessments to monitor students and provide interventions.
- Aimsweb skills plans provides teachers with specific targets for students.
- Continued recommendations to parents to take advantage of Tutor.com for extra support.
- Providing ELL students with Rosetta Stone licenses to provide further English language practice.



Tutor.Com Stats



Total Sessions: 181

Luther Lee Emerson Total Sessions: 16		
Grade Level	Subject	# of Sessions
2nd Grade	Elementary Writing	1
3rd Grade	Elementary Math	2
4th Grade	Elementary Vocabulary	9
4th Grade	Elementary Math	2
4th Grade	Elementary Writing	2

Tutor.com Stats



Demarest Middle School Total Sessions: 165		
Grade Level	Subject	# of Sessions
5th Grade	Grades 3-6 Social Studies	3
5th Grade	Grades 3-6 Math	3
6th Grade	Math	30
6th Grade	ELA Reading / Vocabulary	18
6th Grade	Science	4
6th Grade	SS - Geography	2
6th Grade	ELA - ELL Writing	1
6th Grade	Drop Off Essay Review	2



Tutor.com Stats



7th Grade	Math	12
7th Grade	Science	1
7th Grade	U.S History	1
8th Grade	Math / Algebra	65
8th Grade	ELA - Reading Comprehension	9
8th Grade	U.S. History	2
8th Grade	ELA - Essay Writing / Grammar	2
8th Grade	Drop Off Essay Review	10